



# Model Train Technology

July 2021

Hello Jim,

As of yesterday we have cleared the backlog of Signaling and Detector products and we're shipping all those items within a few days of order. That means that in addition to fulfilling backorders we now have a decent amount of inventory. As I mentioned last time, I set out to finish off all the custom installations and we've accomplished that as well. That was a LOT of work but the cars look great. Thank you again for your patience and faith in us to make great products.

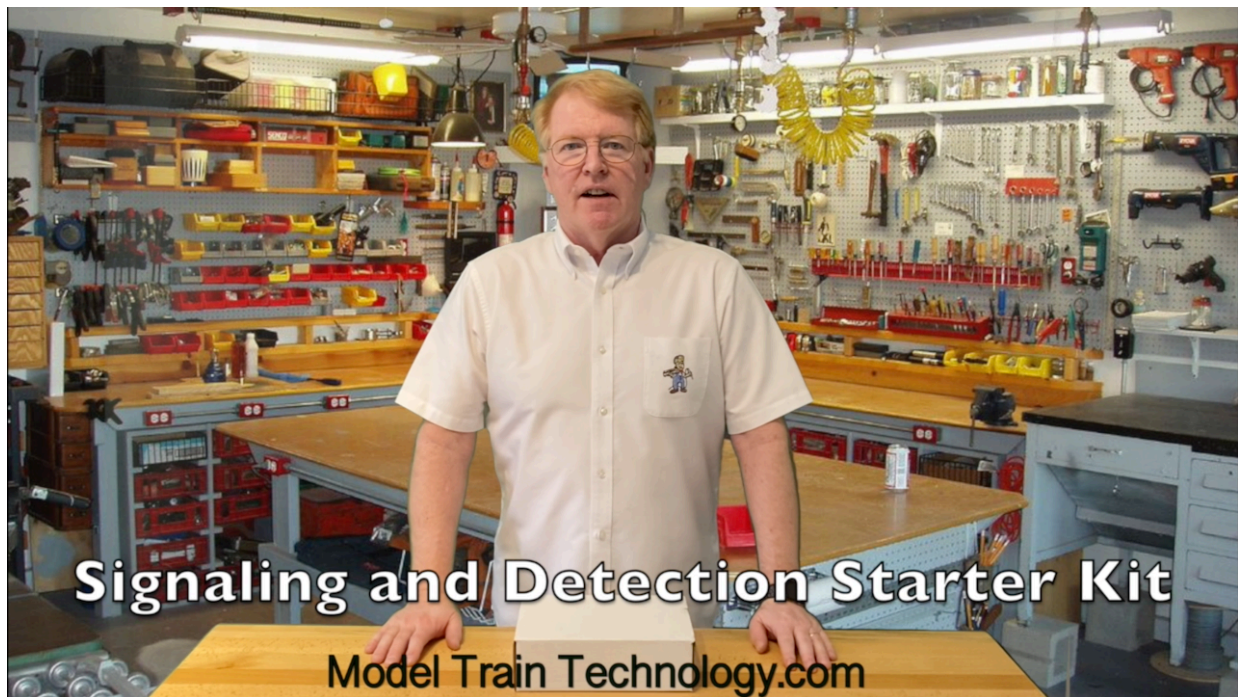
If you have LED Light boards or other car lighting items ordered, they will be shipping in the next 4 or 5 days. There are many LED Scene Controller orders in the queue. We made a swap of the keypad and circuit board and

we revised the case slightly. These also will ship next week. The new keypad is much easier to manufacture but most importantly it will come in two LED colors (RED and BLUE) and you will be able to adjust the brightness of the display. I will be contacting those with outstanding orders so you can see the new keypad and choose the color. Under the hood there are also some other significant architectural changes that prepare us for version III late this year.

If you have any questions, don't hesitate to contact me.

Tomorrow, Friday July 30th we will be sending out a mailing mentioning a Signaling Startup Bundle. There isn't anything new in that bundle but we made it easier for folks to know what items they need to get started. We will be including the magnetic mounting brackets for both the Signal Controller and the Power Module so there is net discount for ordering the bundle.

If you are interested in watching the video you can click on the picture below.



Some of you may have noticed a slight price increase in the Signal

Controller and the Detectors. As you may have heard, there is a worldwide component shortage and although we've been able to stay ahead so far, our base component prices have increased. Our designs are flexible so we can make some changes of components and we have purchased enough of the key items to be able to keep making the products at a fair price. I suspect this will become an increasing challenge but let's hope not. We haven't increased our margins - we're just trying to stay even. Thanks for your support!

I've been amazed at what people have accomplished with the various signaling, detection and relay products. For example, one modeler has the detectors connected to tortoise switch machines and in concert with some relays the system provides fully automatic switching and signaling of several reversing loops. Many customers have told me they have replaced all their "flaky" IR (Infrared Sensors) with the Precision Sensor so that now they are not bothered by varying room lighting conditions. Another customer is installing more than 20 N Scale fiber optic signals with controllers and detectors. I am waiting anxiously to see the pictures. In fact, we would like to highlight more installations. If you have a moment, please send in some pictures that we can host on the website. This is always good for inspiring others.

Back to our new products discussion. We still have the same two new products that we had planned to release this week. They are in testing and final packaging. I did not release them because we just didn't have the time to really "nail" the details. The next mailing is on September 14th but if we are ready, I will announce it to you exclusively in the next newsletter. That typically is the last Thursday of the month.



Despite that, I did not come to today's newsletter empty handed! Below is

our new PRR 3 aspect signal. PRR. Stand for Pennsylvania Railroad and as you can see these are not the simple Red, Yellow, Green lights. This first release PRR signal can be controlled by any of our LED Signal Controllers with the addition of a small logic adapter(included). As you will note, the center light is lit for CLEAR and PROCEED SLOW and is extinguished when the signal shows STOP or occupied. This is accomplished with a set of diodes but connecting individual diodes is messy. We made a little connector to simplify the task. The signal shown below is an N Scale LED type. These are available in N, HO, S and O Scale and will be available for order on August 1, 2021. Yes, next week!

## PENNSYLVANIA RAILROAD SIGNALING

[Link to Model Train Technology Video Page](#)

[Link to the YouTube PRR Video](#)







In August we will be releasing the Fiber Optic version. I really like how the fiber optic products look. The light comes out of the endpoint of the fiber straight whereas the LEDs are flat and wired flat - so they are lighting at a 90 degree angle. Fibers are also very easy to hook up. Nevertheless, the LED version is still very nice.

The LED version you see above has 14 thin wires that have to be stripped, soldered and connected. Using our two-core Fiber pins you will be able to connect two fibers to each of the holes in the Signal Controller manifold. However, the signal will need FOUR holes with the fourth hole being used to separately control the center light. Also, since the non-colored lights are Warm White, we will be using a different LED light board inside. Therefore,

there will be a Signal Controller specifically for PRR type lights. Check our website in about two weeks for the Fiber version.

Until next time, best regards and stay safe and healthy,

Jim

Founder & Inventor

Model Train Technology

Orlando, Florida

[Jim@ModelTrainTechnology.com](mailto:Jim@ModelTrainTechnology.com)

407-242-5436

Signal Controller  
Introduction Video

---

I've included the link the Precision Detector video if you haven't already seen it.

Precision Detector Video

---



STORE

[Unsubscribe](#) | [Manage your subscription](#)  
Add your postal address here!