



# Model Train Technology

May 2021

Hello Jim,

Welcome to all those who are new subscribers to our newsletter. The number of subscribers has doubled since January this year. Thank you very much for your interest and support! We really appreciate it.

With the view that COVID is almost history, it seems that we are all getting our layouts in shape to show others what we've been doing while locked up for a year. Our first show of the year will be June 26/27 in Tallahassee. [Show Link](#)

We have four videos to introduce this week so there is less text in the newsletter. If you are a subscriber to the Model Railroad newsletter,

tomorrow you will see an email ad from us introducing the Signal Controller with a link to a video. That is the same video shown below, but as a subscriber to our newsletter you get to see it first. The videos are:

- Signal Controller Introduction and run through
- N Scale Precision Detector Installation
- NJI N Scale Crossing Flasher by Signal Controller
- HO Pleasure Dome LED lighting system installation

(Video direct links are the green boxes below)

Other news:

We finally were able to get our CNC (Computer/Numeric Controlled cutting machine) machine configured and it is now cutting test slots and holes in Kato Unitrack so that we can place our Precision Sensor under/inside the track. The biggest challenge was not assembling the machine, choosing and learning several new software packages, setting up the machine, etc.. No. The hardest part was getting Windows 10 and the COM port to work. After 30 years you would think that it would get easier to make Windows work properly. Nope!

Lastly, thank you to all of you who have patiently waited for your orders to be shipped. We're almost caught up and expect to be current by next week. We overwhelmed by the demand for the **Precision Detector** and Block Signal and Controllers (about 10 times normal order pace) and introducing then roughly all at the same time compounded our challenges. The component shortage slowed us down but has not been a material factor yet.

Thanks again and I hope you enjoy the videos.

## VIDEO LINKS:

- NEW PRODUCT - Full introduction of the Signal Controller(s)

Signal Controller  
Introduction Video

---

- Installation of the N Scale Precision Detector

N Scale Precision  
Detector Installation

---

- Short video of an N Scale NJI Flasher unit in action

N Scale NJI Crossing  
Flasher Video

---

- Installation using our caboose boards in an HO Scale Pleasure Dome

## HO Pleasure Dome LED Lighting Installation

---


I've included the link the Precision Detector video if you haven't already seen it.

## Precision Detector Video

---

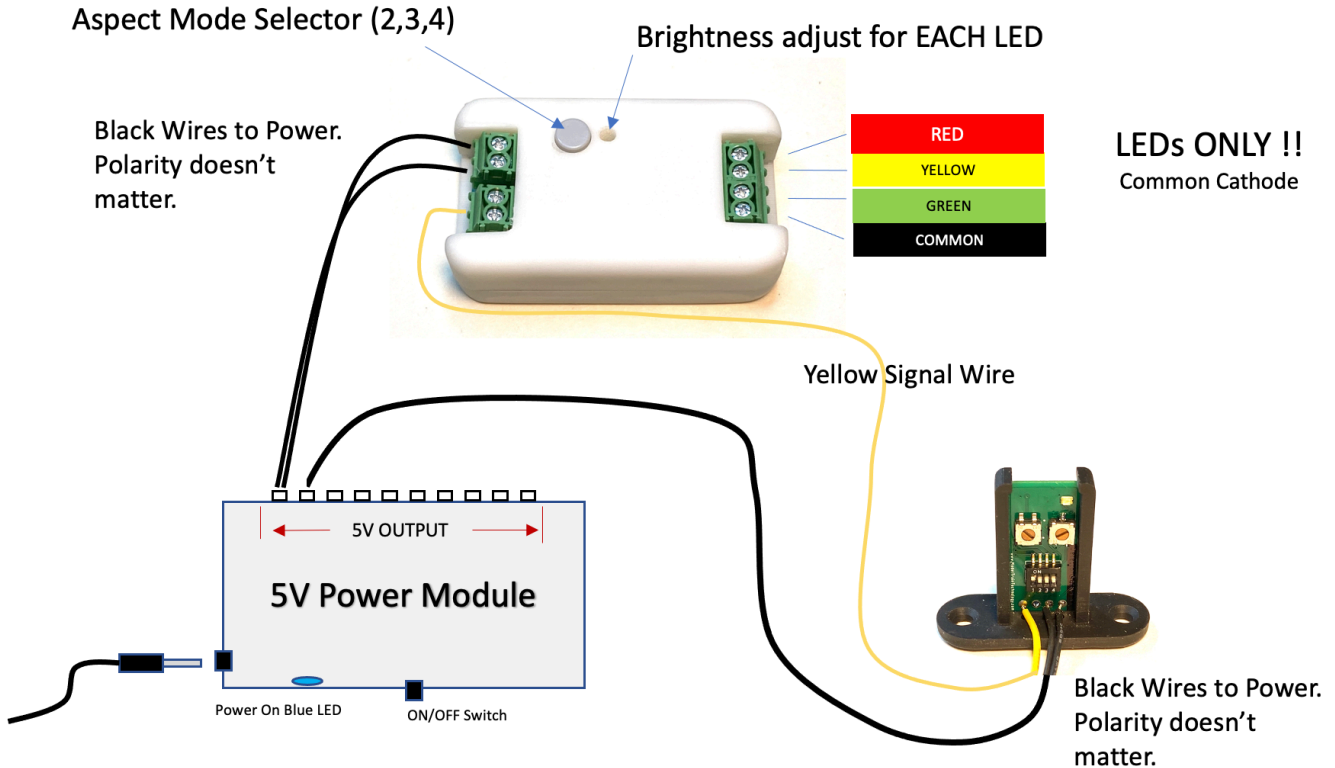
## PRECISION TRAIN DETECTION:

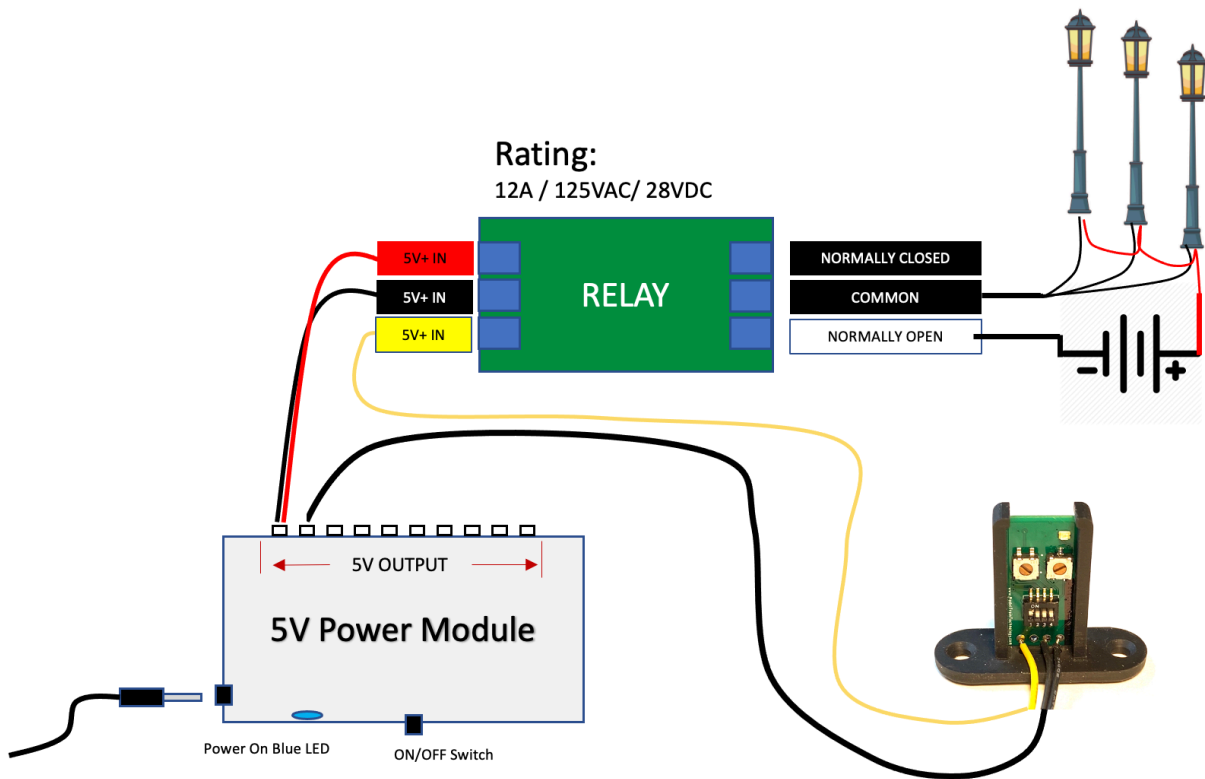




# *MTT Precision Detector™*

## LED SIGNAL CONTROLLER HOOKUP



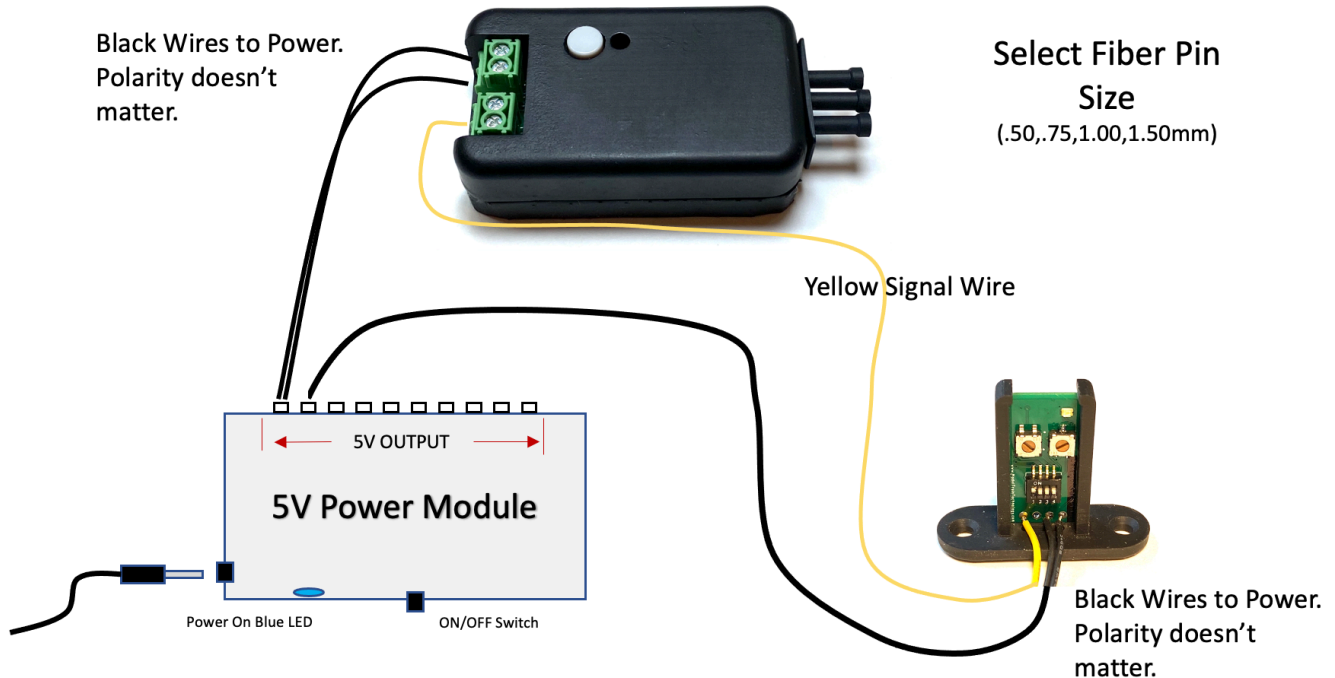




## ***MTT Precision Detector™***

### FIBER SIGNAL CONTROLLER HOOKUP

Fiber Output Light is WHITE  
Block Signal Lens are colored



STORE

Until next time, best regards and stay safe and healthy,

Jim

Founder & Inventor

Model Train Technology

Orlando, Florida

[Jim@ModelTrainTechnology.com](mailto:Jim@ModelTrainTechnology.com)

407-242-5436

[Unsubscribe](#) | [Manage your subscription](#)

Add your postal address here!